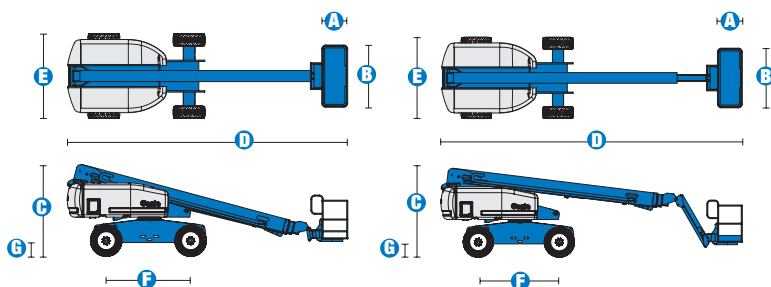
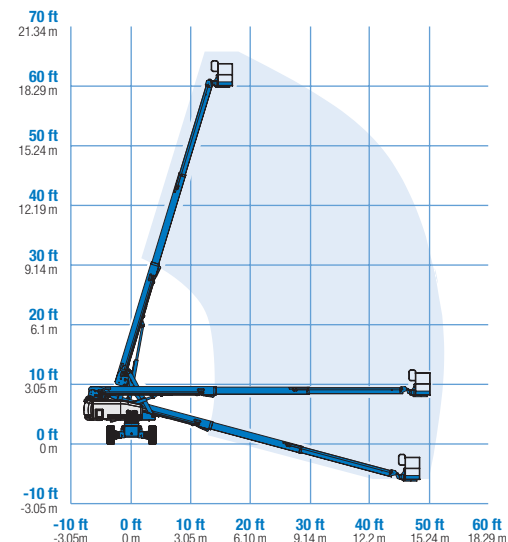


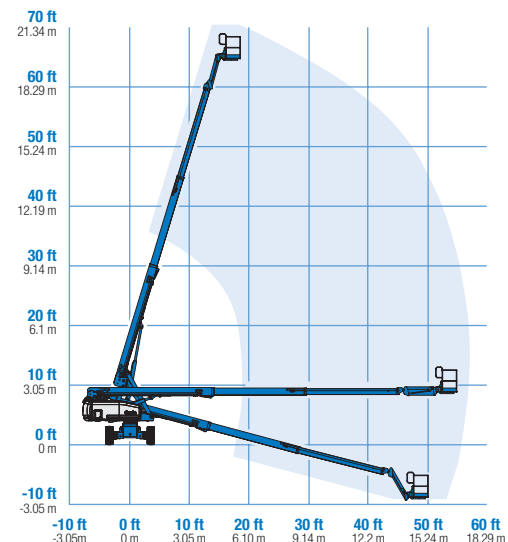
Specifications



RANGE OF MOTION S™-60



RANGE OF MOTION S™-65



MODELS	S™-60		S™-65	
MEASUREMENTS	Metric	US	Metric	US
Working height maximum*	20.30 m	66 ft	21.80 m	71 ft
Platform height maximum	18.30 m	60 ft	19.80 m	65 ft
Horizontal reach maximum	15.48 m	50 ft 10 in	17.10 m	56 ft 2 in
Below ground reach	1.70 m	5 ft 7 in	2.72 m	8 ft 11 in
A Platform length - 8 ft model	91 cm	3 ft	91 cm	3 ft
Platform length - 6 ft model	76 cm	2 ft 6 in	76 cm	2 ft 6 in
B Platform width - 8 ft model	2.44 m	8 ft	2.44 m	8 ft
Platform width - 6 ft model	1.83 m	6 ft	1.83 m	6 ft
C Height - stowed	2.72 m	8 ft 11 in	2.72 m	8 ft 11 in
D Length - stowed	8.51 m	27 ft 11 in	9.5 m	31 ft 2 in
Length - transport (jib tucked under)	—	—	7.60 m	25 ft
E Width (with standard tyres)	2.49 m	8 ft 2 in	2.49 m	8 ft 2 in
F Wheelbase	2.5 m	8 ft 2.5 in	2.5 m	8 ft 2.5 in
G Ground clearance - centre	37 cm	1 ft 2.5 in	37 cm	1 ft 2.5 in

PRODUCTIVITY				
Lift capacity	227 kg	500 lbs	227 kg	500 lbs
Platform rotation	160°	160°	160°	160°
Vertical jib rotation	—	—	135° (+78° /-57°)	135°
Turntable rotation	360° continuous		360° continuous	
Turntable tailswing	1.22 m	4 ft	1.22 m	4 ft
Drive speed - 2WD stowed	6.4 km/h	4.0 mph	6.4 km/h	4.0 mph
Drive speed - 4WD stowed	4.8 km/h	3.0 mph	4.8 km/h	3.0 mph
Drive speed - raised or extended	1.1 km/h	0.68 mph	1.1 km/h	0.68 mph
Gradeability** stowed - 2WD	30%	30%	30%	30%
Gradeability** stowed - 4WD	45%	45%	45%	45%
Turning radius - inside	2.36 m	7 ft 9 in	2.36 m	7 ft 9 in
Turning radius - outside	5.54 m	18 ft 2 in	5.72 m	18 ft 9 in
Controls	12 V DC proportional		12 V DC proportional	
Tyres - RT Lug	355/55D 625		355/55D 625	

POWER				
Power source	Ford DSG-423 4 cylinder petrol/LPG 75 hp (56 kW) Deutz D 2011 L03i cylinder diesel 46 hp (34.3 kW) Perkins 404D-22 4 cylinder diesel 51 hp (38 kW)			
Auxiliary power unit	12 V DC	12 V DC	12 V DC	12 V DC
Hydraulic tank capacity	170 L	45 gal	170 L	45 gal
Fuel tank capacity	132 L	35 gal	132 L	35 gal

SOUND & VIBRATION LEVELS				
Sound pressure level (ground workstation)	83 dBA	83 dBA	83 dBA	83 dBA
Sound pressure level (platform workstation)	79 dBA	79 dBA	79 dBA	79 dBA
Vibration	<2.5 m/s ²	<8 ft 2 in/s ²	<2.5 m/s ²	<8 ft 2 in/s ²

WEIGHT***				
2WD (CE air tyres)	9,308 kg	20,520 lbs	10,024 kg	22,100 lbs
4WD (CE air tyres)	9,385 kg	20,690 lbs	10,102 kg	22,270 lbs
CE Foam Filled tyres	add 343 kg	add 756 lbs	add 343 kg	add 756 lbs

STANDARDS COMPLIANCE

CE EN280, PB-10-611-03

* The metric equivalent of working height adds 2 m to platform height. U.S. adds 6 ft to platform height.

** Gradeability applies to driving on slopes, see Operator's Manual for details regarding slope ratings.

*** Weight will vary depending on options and/or country standards.

Features

EASILY CONFIGURED TO MEET YOUR NEEDS

PLATFORM OPTIONS

- Steel 2.44 m (8 ft) (standard)
- Steel 1.83 m (6 ft)
- Steel 2.44 m (8 ft) tri-entry

JIB OPTIONS

- Non-jib
- 1.52 m (5 ft) jib option

POWER OPTIONS

- Ford petrol/LPG 75 hp (56 kW)
- Deutz diesel 46 hp (34.3 kW)
- Perkins diesel 51 hp (38 kW)

DRIVE OPTIONS

- 2 x 4
- 4 x 4

AXLE OPTIONS

- Active oscillation
- Non-oscillating

TYRE OPTIONS

- Rough terrain, air-filled (standard)
- Rough terrain, foam-filled
- Rough terrain, non-marking (air or foam-filled)
- Tire sealant (air-filled only)

STANDARD FEATURES

MEASUREMENTS

S™-60

- 20.30 m (66 ft) working height
- 15.48 m (50 ft 10 in) horizontal reach
- Up to 227 kg (500 lb) lift capacity

S™-65

- 21.80 m (71 ft) working height
- 17.10 m (56 ft 2 in) horizontal reach
- Up to 227 kg (500 lb) lift capacity

PRODUCTIVITY

- Self-levelling platform
- Hydraulic platform rotation
- Fully proportional Hall effect joystick controls
- Thumb rocker steer
- Drive enable
- AC power cord to platform
- Tilt alarm
- Descent alarm
- Hour meter
- Horn
- 360° continuous turntable rotation
- Positive traction drive
- Two speed wheel motors
- Certified load sensor

STANDARD FEATURES cont

POWER

- All engines are emissions compliant
- 12 V DC auxiliary power
- Anti-restart engine protection
- Auto engine fault shutdown
- Swing-out engine tray
- Deutz intake air heater



OPTIONS & ACCESSORIES

PRODUCTIVITY

- 340 kg (750 lbs) capacity (S™-60 only)
- Platform swing gate
- Half mesh platform inserts with swing gate
- Platform top auxiliary rail
- Weld leads to platform
- Air line to platform
- Hydraulic oil cooler
- Fire resistant hydraulic oil
- Biodegradable hydraulic oil
- Basic hostile environment kit
- Deluxe hostile environment kit
- Aircraft protection package (6 ft platform only)
- Tool tray
- Fluorescent tube caddy**
- Pipe cradle (pair)**
- Alarm package
- Panel cradle package* (foam filled)
- Platform work lights
- Lockable platform control box covers
- Second battery
- Tow package

POWER

- Engine gauge package
- AC Generator Packages (110V/60Hz, 3000 W or 220V/50Hz, 2500 W)
- Cold weather packages
- Diesel scrubber muffler with spark arrester
- Intake air precleaner
- Additional LPG tank with carrier**

* Available on tri-entry basket model only

**Available aftermarket only

Enquiries from Europe:

Tel: +31 165 519 361
 Fax: +31 165 511 148
 Email: AWP-InfoEurope@terex.com

Offices:

France

Tel: +33 (0)2 37 26 09 99
 Fax: +33 (0)2 37 26 09 98

Germany

Tel: +49 (0)4221 491 810
 Fax: +49 (0)4221 491 820

Spain

Tel: +34 93 572 50 90
 Fax: +34 93 572 50 91

Scandinavia

Tel: +46 31 57 51 00
 Fax: +46 31 57 51 04

The Netherlands

Tel: +31 165 519 361
 Fax: +31 165 511 148

UK

The Maltings
 Wharf Road
 Grantham NG31 6BH
 UK
 Tel: +44 (0)1476 584333
 Fax: +44 (0)1476 584334

Middle East

Tel: +971 4 399 0381
 Fax: +971 4 399 0382
 Email: AWP.Infome@terex.com

Corporate Headquarters:

Genie United States

18340 NE 76th Street
 P.O. Box 97030
 Redmond, WA
 USA 98073-9730
 Tel: +1 425 881-1800
 Fax: +1 425 883-3475

Distributed By: